



The Lightcloud Sensor is a dual-technology motion detector that can switch and dim both local and remote circuits. It monitors power consumption, and can send an alert if power is lost. The Sensor is available for both standard and high bay applications, each with the option of surface or fixture mounting.

Color: White

Weight: 0.4 lbs

Project:	Type:
Prepared By:	Date:

Technical Specifications

Product Details

Application:

High Bay (25-45 ft. mounting height)

Mounting Type:

Ceiling/Surface Mount

Listings

UL Listing:

Indoor use only.

DLC Listed:

This product is on the Design Lights Consortium (DLC) Qualified Products List and is eligible for rebates from DLC Member Utilities.

Electrical

Input Voltage:

120-277 VAC

Frequencies:

50/60 Hz

Current Draw:

20 mA @ 120VAC
12 mA @ 277VAC

Load Switching Capacity:

Incandescent: 220VAC, 13A
Standard Ballast: 120/277 VAC, 6A/4A
Electronic Ballast: 277VAC, 12A

Dimming Driver:

Driver includes dimming control wiring for 0-10V dimming systems. Requires separate 0-10V DC dimming circuit. Can dim as low as 1%. Actual dimming range is defined by driver.

Sensor Coverage

Detection Range:

40 ft. diameter at 30 ft. mounting height
25 ft. radius at 45 ft. mounting height

Construction

Operating Temperature Range:

-20°C to 40°C

Storage Temperature Range:

-40°C to 85°C

Maximum Relative Humidity:

95%

Wire Gauge:

4x 16AWG High-voltage pigtails, stripped
2x 22AWG Low-voltage pigtails, stripped

Wireless Range

Line of Sight:

1,000 feet

Obstructions:

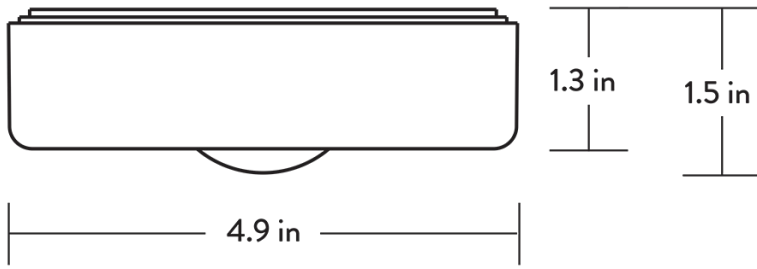
100 feet

Other

Warranty:

10-year full hardware warranty with 100% repair/replacement coverage for all properly installed devices.

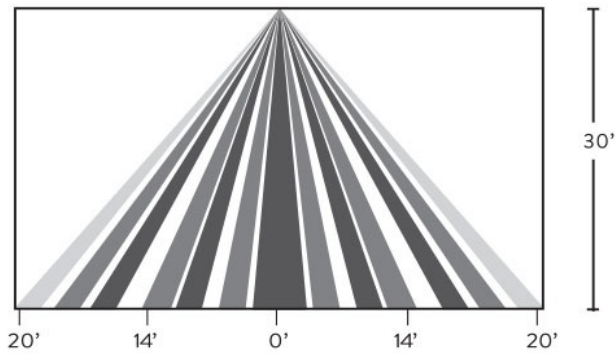
Dimensions



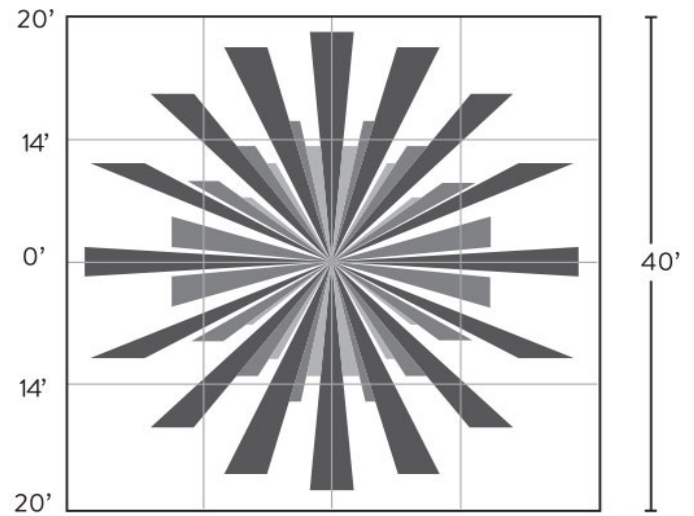
Features

- Passive infrared motion detector with built-in fixture and zone control
- Occupancy and vacancy sensing with adjustable sensitivity and timeouts
- Switching for a fixture or entire zone, hard-wired or remote
- Supports 0-10V dimming for LED and fluorescent fixtures
- Easily set up schedules and scenes
- Power measurement and energy reporting
- Remote control from Lightcloud web application
- Communicates over secure wireless mesh network - no internet required

Coverage Pattern



SIDE VIEW



TOP VIEW